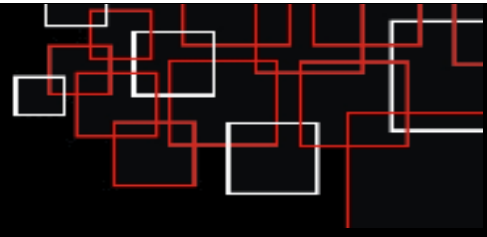




4D FLEXIBLE PORTFOLIO

30 April 2013

4D Wealth Management is a licensed Financial Services Provider
License Number: 40794



PORTFOLIO OBJECTIVE

The Portfolio aims to maximise total return for investors by way of a flexible portfolio actively investing across different asset classes. Returns are targeted to be in excess of the composite of 50% FTSE JSE ALSI J203T and 50% SteFI calculated over a 2 year rolling period.

INVESTMENT STRATEGY

The portfolio may invest in global and local equity securities, government -, corporate- and inflation linked bonds, debentures, non-equity securities, property shares, property related securities, preference shares, money market instruments and assets in liquid form. The portfolio may also invest in participatory interests and other forms of participation in portfolios of collective investment schemes or other similar schemes operated in territories with a regulatory environment which is to the satisfaction of the of the manager and trustee of a sufficient standard to provide investor protection at least equivalent to that in South Africa and which is consistent with the portfolio's primary objective. The Manager may make active use of derivatives to reduce the risk that a general decline in the value of equity, property and bond markets may have on the value of the portfolio. The manager shall have the maximum flexibility to vary assets between the various markets, asset classes and countries to reflect the changing economic and market conditions.

The portfolio will not be compliant with Regulation 28 of the Pension Funds Act.

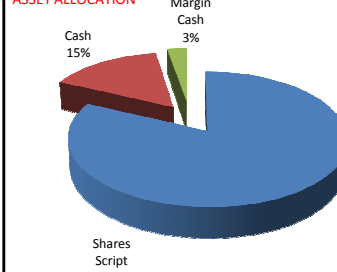
ABOUT THE PORTFOLIO

Investment Manager: 4D Wealth Management
Portfolio Manager: Dean Prigge
Email: coetzereon@4d.co.za
Telephone: 012 991 9600
Website: www.4d.co.za
Inception Date: 05-Mar-12
Currency: SA Rands
Category: SA Multi Asset - Flexible
Risk: High Risk
Benchmark: 50% ALSI J203T and 50% SteFI over a 2 year rolling period
Management Fee: 0.8% (excl. VAT)
Performance Fee: 15% above Benchmark
Portfolio Structure: Subject to high watermark CIS Fund
Regulation 28: Not Compliant
Latest TER: 0.87%

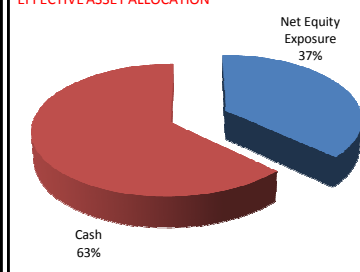
Top 10 Share Holdings

Billiton	10.84%
SabMiller	9.76%
Anglo	5.86%
CFR	5.75%
MTN Group	5.50%
Naspers N	4.72%
Sasol	4.32%
Stanbank	2.80%
OldMutual	2.72%
British Am. Tobacco	2.25%
% of Total Portfolio	54.52%

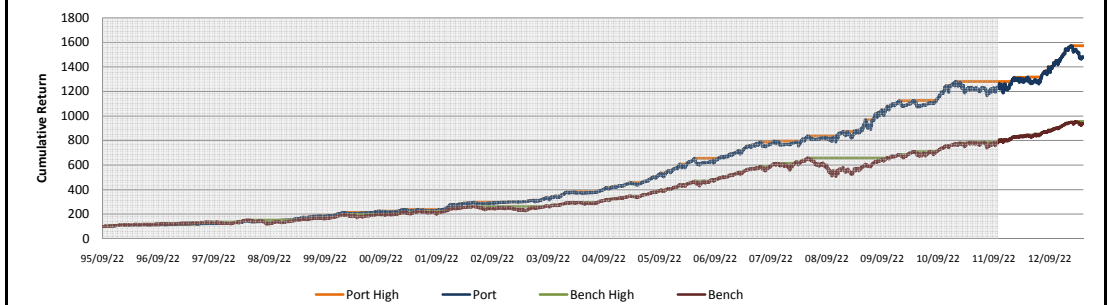
ASSET ALLOCATION



EFFECTIVE ASSET ALLOCATION



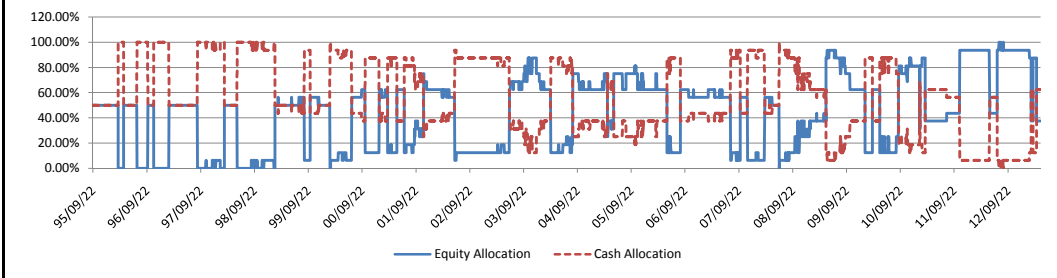
PORTFOLIO PERFORMANCE vs NEW HIGHS (backtested shaded area, as well as actual)



MONTHLY PERFORMANCES - Actual Performance (private funds in grey and CIS in bold)

Inception: 1 Apr 2010		JAN	FEB	MAR	APR	MAY	JUN	JUL	AUG	SEP	OCT	NOV	DEC	TOTAL	Benchmark
Year to date performances	2010	-	-	-	-	-	-	-	-	-	-	-0.67%	5.71%	5.00%	3.34%
	2011	-1.36%	0.05%	-1.77%	1.03%	-0.11%	-0.67%	-0.70%	0.24%	-1.49%	3.65%	1.42%	-3.06%	-2.92%	4.54%
	2012	5.58%	1.32%	-2.18%	2.19%	-3.44%	0.39%	2.69%	2.16%	1.55%	5.22%	1.79%	2.84%	21.63%	15.78%
	2013	3.00%	-1.93%	-1.06%	-1.91%									-1.97%	0.85%

ASSET CLASS BUCKET ALLOCATION OVER TIME



Risk Analysis

	4D Flexible	Benchmark
Negative Periods	55	74
Periods	211	211
% Positive Periods	73.93%	64.93%
Minimum Period	-5.99%	-15.00%
Maximum Period	9.19%	7.75%
Average Period	1.31%	1.11%
Periods < -3%	10	14
Total Return	1378.56%	834.03%
Ave Annual Return	16.53%	13.53%
Annual Stdev	8.61%	9.90%
R/R Ratio	1.92	1.37

Past performance is not necessarily an indication of future performance. The value of the portfolio may increase as well as decrease.

Performance figures quoted are representative of the change in the NAV of the portfolio. Performances are net of asset management fees but gross of financial advisor fees or administrative platform fees. 4D Wealth Management portfolios are valued daily at 5pm. The manager reserves the right to close the portfolio in order to manage it more efficiently in accordance with its mandate. 4D Wealth Management is an Authorized Financial Services Provider (40794). This publication is for information purposes only.

It is not to be seen as an offer to purchase any product and is not to be construed as financial, tax, legal, investment or other advice nor guidance in any form whatsoever.

4D Wealth Management shall not be responsible for and therefore disclaims any liability for any loss, damage (whether direct or consequential) or expense of any nature whatsoever which may be suffered as a result of or which may be attributable, directly or indirectly, to the use of or reliance upon this publication.

No liability is accepted for any decisions taken, by a client, investor, or any other person, based on the information provided in this publication.

It is strongly recommended that the reader consults a financial adviser before taking any investment decision.