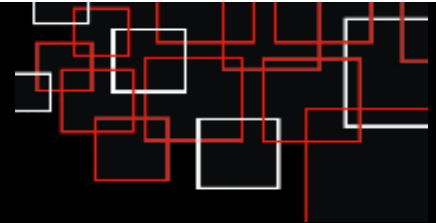




## 4D AGGRESSIVE PORTFOLIO 31 January 2013

4D Wealth Management is a licensed Financial Services Provider  
License Number: 40794



### PORTFOLIO OBJECTIVE

The portfolio seeks to generate a high level of capital growth for the investor over the long term at reduced risk levels compared to an equity only portfolio. Returns are targeted to be in excess of the average of the returns from the funds available in the SA Multi Asset - Flexible category, while the performance benchmark is Inflation, as measured by CPI, + 5% per annum. The portfolio will aim to generate positive returns over any rolling 36 month period.

### INVESTMENT STRATEGY

The portfolio will actively allocate between growth and preservation assets. The equity exposure within the portfolio will range between a minimum of 60% and a maximum of 100% of the total portfolio. The portfolio will invest in a range of collective investment schemes that invest across the various asset classes, predominantly in local equities, property, bonds, cash and derivatives. Assets within the portfolio will be actively allocated between collective investment schemes to reflect the manager's investment view. The portfolio will not be compliant with Regulation 28 of the Pension Funds Act.

### ABOUT THE PORTFOLIO

Investment Manager: 4D Wealth Management

Portfolio Manager: Dean Prigge

Email: coetzereon@4d.co.za

Telephone: 012 991 9600

Website: [www.4d.co.za](http://www.4d.co.za)

Inception Date: 01-Apr-10

Currency: SA Rands

Category: SA Multi Asset - Flexible

Risk: High Risk

Benchmark: CPI + 5% per annum

Management Fee: 0.45% (excl. VAT)

Capital Preservation :  
Period: Rolling 36 months

Portfolio Structure: Wrap Portfolio,

Regulation 28: Not Compliant

Latest TER: 2.81%

### FUND SELECTION

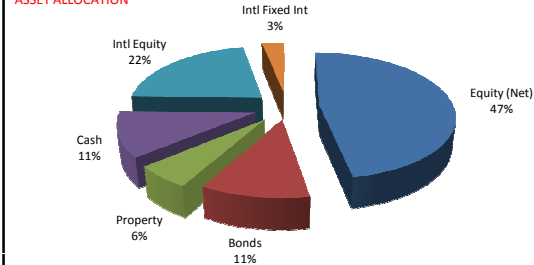
#### Core Funds

PSG Flexible Fund	15.00%
Coronation Market Plus	15.00%
4D Met Flexible Fund	10.00%

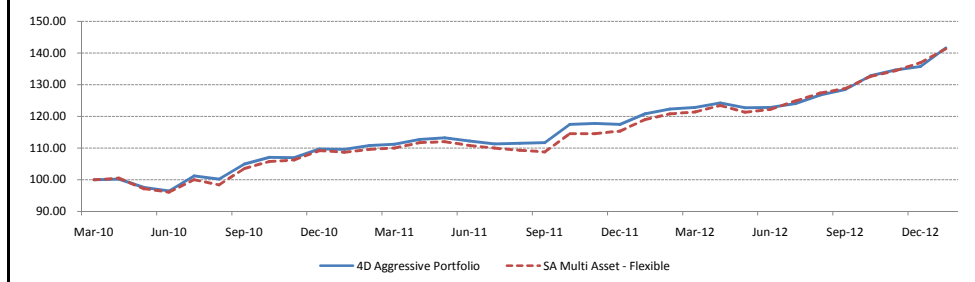
#### Asset Class Specific Funds

Stanlib Income R	4.20%
Coronation Strategic Income A	5.04%
Prudential Enhanced Income B	5.04%
Stanlib Aggressive Income	2.52%
Investec Property Equity B	2.81%
Nedgroup Inv Rainmaker A	7.72%
36One Met Equity	4.91%
Prudential Equity B	4.91%
Investec Value B	7.72%
Coronation Optimum Growth	15.12%

### ASSET ALLOCATION




### PORTFOLIO PERFORMANCE



### MONTHLY PERFORMANCES - Actual Performance

Inception: 1 Apr 2010	JAN	FEB	MAR	APR	MAY	JUN	JUL	AUG	SEP	OCT	NOV	DEC	TOTAL	PEER AVE	
Year to date	2010			0.14%	-2.53%	-1.22%	4.92%	-0.97%	4.71%	2.07%	-0.12%	2.56%	9.67%	9.20%	
	2011	-0.08%	1.13%	0.35%	1.40%	0.37%	-0.81%	-0.82%	0.15%	0.14%	5.18%	0.24%	-0.18%	7.15%	5.63%
	2012	2.80%	1.26%	0.38%	1.19%	-1.23%	0.10%	0.99%	<b>2.18%</b>	<b>1.37%</b>	<b>3.37%</b>	<b>1.35%</b>	<b>0.82%</b>	15.51%	18.73%
performances	2013	<b>4.36%</b>											4.36%	3.19%	

### ASSET CLASS BUCKET ALLOCATION



### UNDERLYING FUND PERFORMANCES ANALYSIS

Underlying Funds	Fund	Benchmark	Excess Performance
PSG Flexible Fund	5.10%	3.19%	1.91%
Coronation Market Plus	5.17%	3.19%	1.98%
4D Met Flexible Fund	3.00%	1.83%	1.17%
Stanlib Income Fund R	0.54%	0.43%	0.11%
Coronation Strategic Income A	0.83%	0.46%	0.37%
Prudential Enhanced Income B	0.63%	0.46%	0.17%
Stanlib Aggressive Income	0.43%	0.46%	-0.03%
Investec Property Equity B	0.81%	0.45%	0.36%
Nedgroup Inv Rainmaker A	3.42%	3.23%	0.20%
36One Met Equity	4.82%	3.23%	1.60%
Prudential Equity B	5.42%	3.23%	2.19%
Investec Value B	3.39%	3.23%	0.16%
Coronation Optimum Growth	10.16%	3.23%	6.93%

Past performance is not necessarily an indication of future performance. The value of the portfolio may increase as well as decrease.

Performance figures quoted are representative of the change in the NAV of the portfolio. Performances are net of asset management fees but gross of financial advisor fees or administrative platform fees. 4D Wealth Management portfolios are valued daily at 5pm. The manager reserves the right to close the portfolio in order to manage it more efficiently in accordance with its mandate.

4D Wealth Management is an Authorized Financial Services Provider (40794). This publication is for information purposes only.

It is not to be seen as an offer to purchase any product and is not to be construed as financial, tax, legal, investment or other advice nor guidance in any form whatsoever.

4D Wealth Management shall not be responsible for and therefore disclaims any liability for any loss, damage (whether direct or consequential) or expense of any nature whatsoever which may be suffered as a result of or which may be attributable, directly or indirectly, to the use of or reliance upon this publication.

No liability is accepted for any decisions taken by a client based on any information without consulting a financial adviser and/or to have a financial needs analysis done by a qualified person.

It is strongly recommended that the reader consults a financial adviser before taking any investment decision.