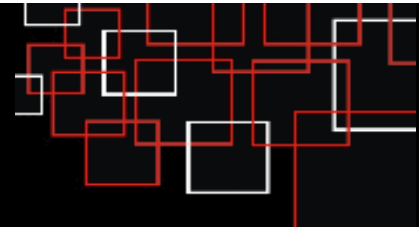




## 4D AGGRESSIVE PORTFOLIO 30 November 2012

4D Wealth Management is a licensed Financial Services Provider  
License Number: 40794



### PORTFOLIO OBJECTIVE

The portfolio seeks to generate a high level of capital growth for the investor over the long term at reduced risk levels compared to an equity only portfolio. Returns are targeted to be in excess of the average of the returns from the funds available in the Domestic AA Flexible Equity category, while the performance benchmark is Inflation, as measured by CPI, + 5% per annum. The portfolio will aim to generate positive returns over any rolling 36 month period.

### INVESTMENT STRATEGY

The portfolio will actively allocate between growth and preservation assets. The equity exposure within the portfolio will range between a minimum of 60% and a maximum of 100% of the total portfolio. The portfolio will invest in a range of collective investment schemes that invest across the various asset classes, predominantly in local equities, property, bonds, cash and derivatives. Assets within the portfolio will be actively allocated between collective investment schemes to reflect the manager's investment view. The portfolio will not be compliant with Regulation 28 of the Pension Funds Act.

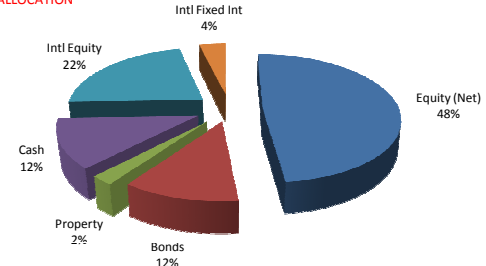
### ABOUT THE PORTFOLIO

**Investment Manager:** 4D Wealth Management  
**Portfolio Manager:** Dean Prigge  
**Email:** coetzeeron@4d.co.za  
**Telephone:** 012 991 9600  
**Website:** www.4d.co.za  
**Inception Date:** 01-Apr-10  
**Currency:** SA Rands  
**Category:** Domestic - AA Flexible Equity  
**Risk:** High Risk  
**Benchmark:** CPI + 5% per annum  
**Management Fee:** 0.45% (excl. VAT)  
**Capital Preservation Period:** Rolling 36 months  
**Portfolio Structure:** Wrap Portfolio,  
**Regulation 28:** Not Compliant  
**Latest TER:** 2.78%

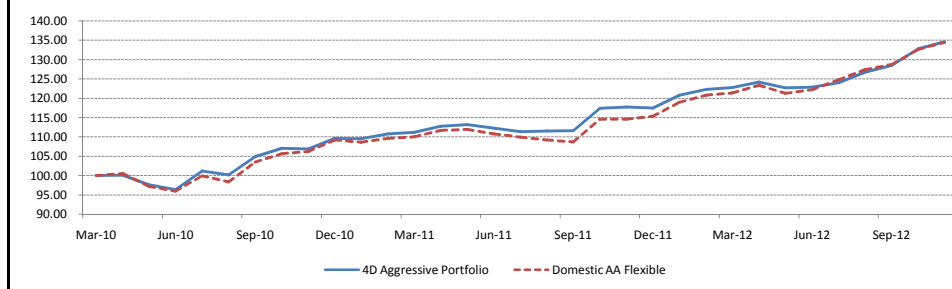
### FUND SELECTION

| Core Funds                    |        |
|-------------------------------|--------|
| PSG Flexible Fund             | 15.00% |
| Coronation Market Plus        | 15.00% |
| 4D Flexible Fund              | 10.00% |
| Asset Class Specific Funds    |        |
| Stanlib Income R              | 3.36%  |
| Coronation Strategic Income A | 5.88%  |
| Prudential Enhanced Income B  | 5.88%  |
| Stanlib Bond Fund A           | 1.68%  |
| Nedgroup Inv Rainmaker A      | 8.42%  |
| 36One Met Equity              | 5.62%  |
| Prudential Equity B           | 5.62%  |
| Investec Value B              | 8.42%  |
| Coronation Optimum Growth     | 15.12% |

### ASSET ALLOCATION




### PORTFOLIO PERFORMANCE



### MONTHLY PERFORMANCES - Actual Performance

| Inception: 1 Apr 2010 |      | JAN    | FEB   | MAR   | APR   | MAY    | JUN    | JUL    | AUG    | SEP   | OCT   | NOV    | DEC    | TOTAL  | PEER AVE |
|-----------------------|------|--------|-------|-------|-------|--------|--------|--------|--------|-------|-------|--------|--------|--------|----------|
| Year to date          | 2010 |        |       |       | 0.14% | -2.53% | -1.22% | 4.92%  | -0.97% | 4.71% | 2.07% | -0.12% | 2.56%  | 9.67%  | 9.20%    |
| performances          | 2011 | -0.08% | 1.13% | 0.35% | 1.40% | 0.37%  | -0.81% | -0.82% | 0.15%  | 0.14% | 5.18% | 0.24%  | -0.18% | 7.15%  | 5.63%    |
|                       | 2012 | 2.80%  | 1.26% | 0.38% | 1.19% | -1.23% | 0.10%  | 0.99%  | 2.18%  | 1.37% | 3.37% | 1.35%  |        | 14.57% | 16.56%   |

### ASSET CLASS BUCKET ALLOCATION



### UNDERLYING FUND PERFORMANCES ANALYSIS

| Underlying Funds              | Fund  | Benchmark | Excess Performance |
|-------------------------------|-------|-----------|--------------------|
| PSG Flexible Fund             | 0.25% | 1.37%     | -1.12%             |
| Coronation Market Plus        | 1.62% | 1.37%     | 0.25%              |
| 4D Flexible Fund              | 1.79% | 1.53%     | 0.26%              |
| Stanlib Income Fund R         | 0.43% | 0.42%     | 0.01%              |
| Coronation Strategic Income A | 0.99% | 0.74%     | 0.25%              |
| Prudential Enhanced Income B  | 1.02% | 0.74%     | 0.28%              |
| Stanlib Bond Fund A           | 1.13% | 0.88%     | 0.25%              |
| Nedgroup Inv Rainmaker A      | 1.07% | 2.64%     | -1.57%             |
| 36One Met Equity              | 2.36% | 2.64%     | -0.28%             |
| Prudential Equity B           | 2.00% | 2.64%     | -0.64%             |
| Investec Value B              | 0.98% | 2.64%     | -1.66%             |
| Coronation Optimum Growth     | 3.72% | 2.64%     | 1.08%              |

Past performance is not necessarily an indication of future performance. The value of the portfolio may increase as well as decrease.

Performance figures quoted are representative of the change in the NAV of the portfolio. Performances are net of asset management fees but gross of financial advisor fees or administrative platform fees. 4D Wealth Management portfolios are valued daily at 5pm. The manager reserves the right to close the portfolio in order to manage it more efficiently in accordance with its mandate. 4D Wealth Management is an Authorized Financial Services Provider (40794). This publication is for information purposes only.

It is not to be seen as an offer to purchase any product and is not to be construed as financial, tax, legal, investment or other advice nor guidance in any form whatsoever.

4D Wealth Management shall not be responsible for and therefore disclaims any liability for any loss, damage (whether direct or consequential) or expense of any nature whatsoever which may be suffered as a result of or which may be attributable, directly or indirectly, to the use of or reliance upon this publication.

No liability is accepted for any decisions taken by a client based on any information without consulting a financial adviser and/or to have a financial needs analysis done by a qualified person.